

# KEY STAGE 1 RESOURCES



KEY STAGE 1

UNDERSTANDING CHRISTIANITY

TEXT IMPACT CONNECTIONS

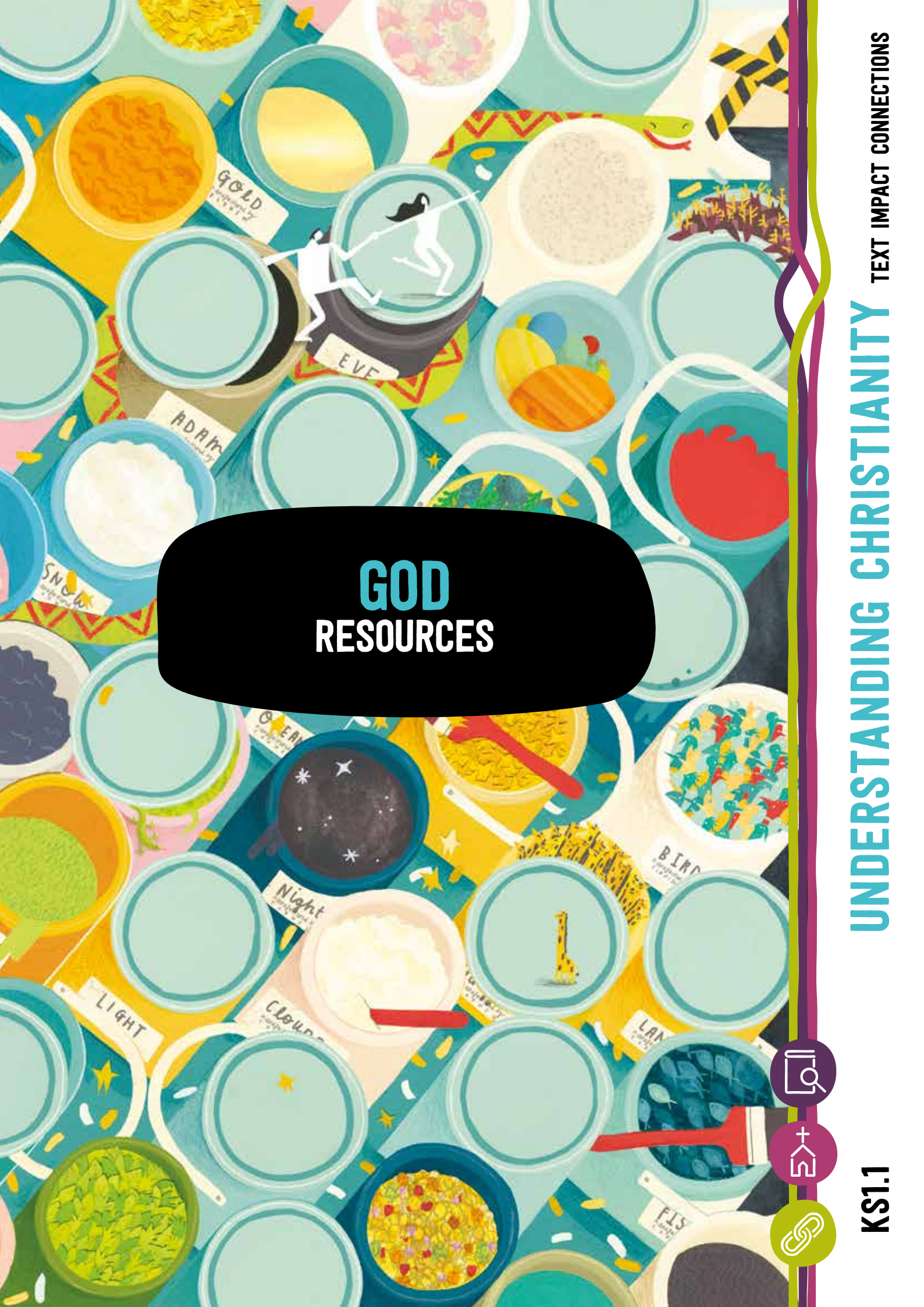
**Note: The following resources are a mix of pupil pages and teacher resources. You may decide that some need to be enlarged to A3 size, or cut up prior to distribution. The intention is to provide as much support material as possible within the limitations of space available. It is likely that you will need to adapt these for your classroom, or use them to prompt your own resources.**

Editor: Stephen Pett

Writers: Lat Blaylock, Kate Christopher,  
Julia Diamond-Conway, Fiona Moss and Stephen Pett

© Copyright RE Today Services 2016, under licence in collaboration with the National Society (Church of England and Church in Wales) for the promotion of education.

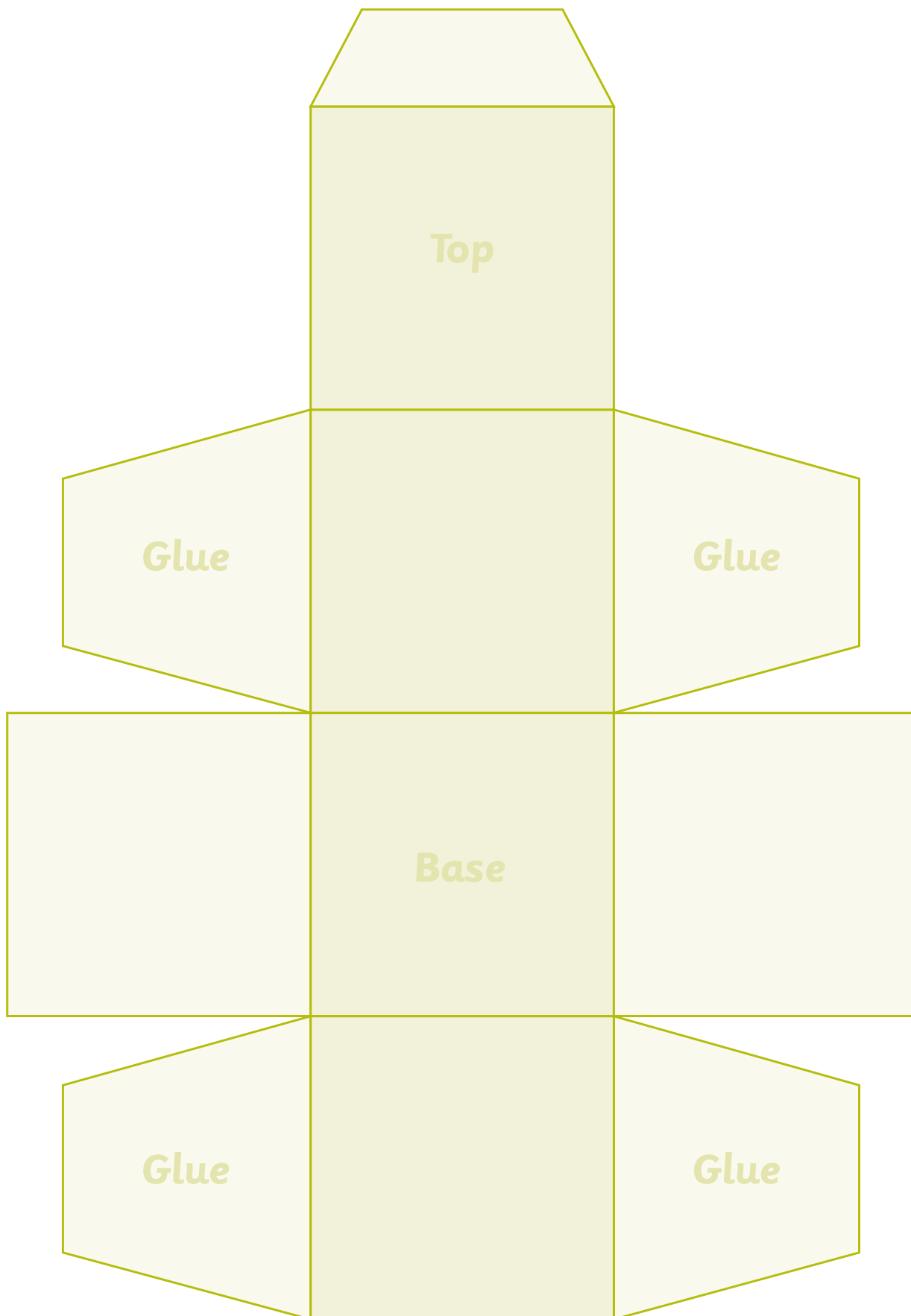
Illustration: Copyright © 2016 Emma Yarlett



**GOD  
RESOURCES**



# 1.1 GOD RESOURCE SHEET 1: HIDDEN MEANING BOXES



# 1.1 GOD RESOURCE SHEET 2: LOVING GOD

Draw some ways that Christians show they love God:

**Sing praising  
songs**

**Give to others**

**Read about God  
in the Bible**

**Love people**

**Forgive people**


**Look after people**

**Go to church**


**Pray and talk  
to God**

**Ask God for help**


**1.1 GOD RESOURCE SHEET 3:  
PRAYER JELLY BABIES!**




**Andy Ask**



**Peter Praise**



**Suzy Sorry**



**Thea Thanks**

## 1.1 GOD RESOURCE SHEET 4: DIY PRAYER KIT FOR CHRISTIANS

Choose some words to make a short prayer for a Christian.

**Father**

**Lord God**

**Thank you for...**

**...my family**

**...my friends**

**...sunshine and  
flowers**

**I am sorry for...**

**...being naughty**

**...saying unkind  
words**

**Please help  
me to...**

**...be good**

**...be a good friend**

**...be kind**

**Amen**

# 1.1 GOD RESOURCE SHEET 5: THE STORY OF JONAH

**God commanding  
Jonah  
to go to Nineveh**

**The storm**

**Jonah praying  
inside the fish**

**Jonah leaving  
the fish**

**Jonah going to  
Nineveh**

**The people of  
Nineveh changing  
their ways**

**God saving  
Nineveh**

**Jonah getting  
cross**

**God explaining to  
Jonah the importance  
of being concerned for  
the people and animals  
of Nineveh**



# 1.1 GOD RESOURCE SHEET 6: HOW DID JONAH FEEL?

Choose from the emoticons at different parts of the story.



Happy



Sad



Amazed



Angry



Upset



Disappointed



Scared



Thankful



Tired



Lonely

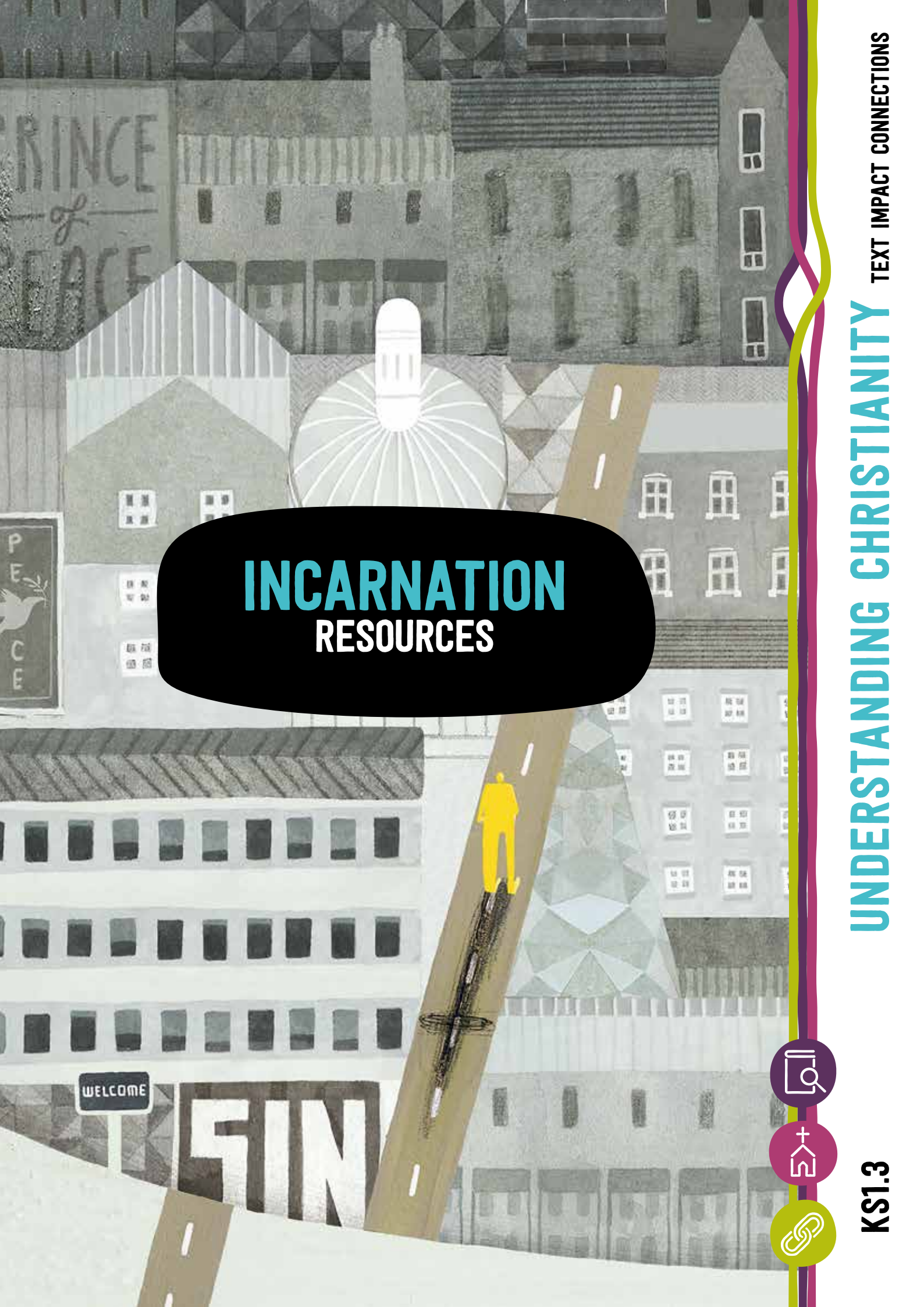


Hopeful



Forgetful



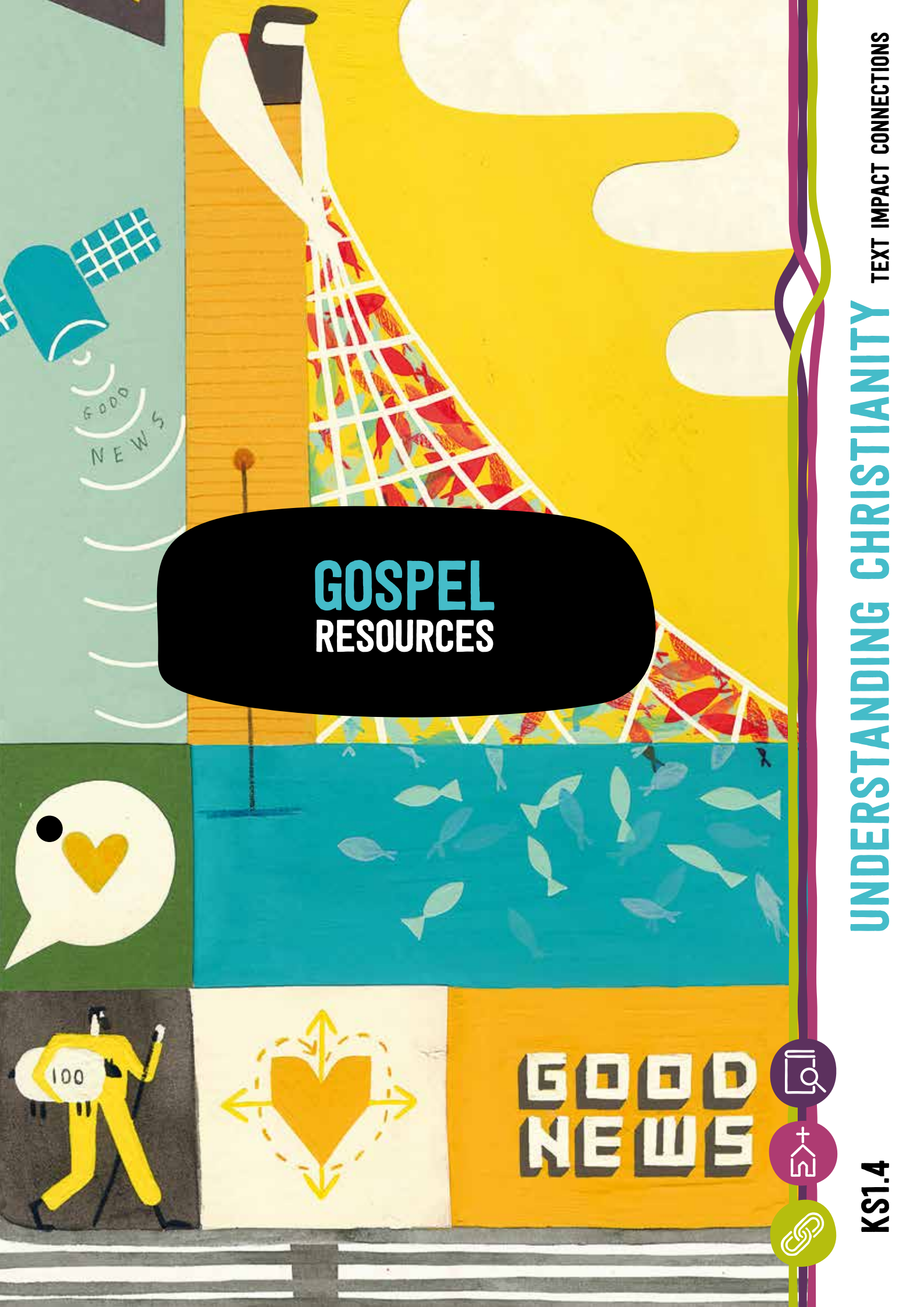


# INCARNATION RESOURCES



# 1.3 INCARNATION RESOURCE SHEET 1: NATIVITY CHARACTERS





**GOSPEL  
RESOURCES**



**GOOD  
NEWS**



# 1.4 GOSPEL RESOURCE SHEET 1: CHOOSING WORLD-CHANGERS



**Clever**

**Strong**

**Kind**

**Friendly**

**Helpful**

**Popular**

## 1.4 GOSPEL RESOURCE SHEET 2: FRIENDS TO THE FRIENDLESS

After a visual learning introduction, give pupils these nine sentence starters on cards, and ask them in pairs to finish the sentences.

Can they put them in the right order to tell the story?

Can they make links with the stories of Jesus?

In Leeds, some people have no homes. They might feel...

If you are homeless, it is hard to cook or keep clean, so...

Homeless people are often very sad because...

At Saint George's Church, Christians wanted to be friendly, so...

Jesus said 'Love your neighbour'. He meant that...

Saint George's Church opens up to give people who are homeless free food and a bed for the night because...

Saint George's Church has been helping homeless people for more than 85 years, because...

Hundreds of homeless people go to Saint George's Church to find...

If you are homeless, then a place like Saint George's Church is good news, because...

## 1.4 GOSPEL RESOURCE SHEET 3: JESUS' TEACHING ON PRAYER

<sup>9</sup> “So I tell you, ask, and God will give to you. Search, and you will find. Knock, and the door will open for you. <sup>10</sup> Yes, everyone who asks will receive. The one who searches will find. And everyone who knocks will have the door opened. <sup>11</sup> If your children ask for a fish, which of you would give them a snake instead? <sup>12</sup> Or, if your children ask for an egg, would you give them a scorpion? <sup>13</sup> Even though you are bad, you know how to give good things to your children. How much more your heavenly Father will give the Holy Spirit to those who ask him!”

Luke 11:9–13 (New Century Version, NCV)

### Be Thankful

<sup>11</sup> While Jesus was on his way to Jerusalem, he was going through the area between Samaria and Galilee. <sup>12</sup> As he came into a small town, ten men who had a skin disease met him there. They did not come close to Jesus <sup>13</sup> but called to him, “Jesus! Master! Have mercy on us!” <sup>14</sup> When Jesus saw the men, he said, “Go and show yourselves to the priests.”

As the ten men were going, they were healed. <sup>15</sup> When one of them saw that he was healed, he went back to Jesus, praising God in a loud voice. <sup>16</sup> Then he bowed down at Jesus’ feet and thanked him. (And this man was a Samaritan.) <sup>17</sup> Jesus said, “Weren’t ten men healed? Where are the other nine? <sup>18</sup> Is this Samaritan the only one who came back to thank God?” <sup>19</sup> Then Jesus said to him, “Stand up and go on your way. You were healed because you believed.”

Luke 17:11–19 (NCV)



# 1.4 GOSPEL RESOURCE SHEET 4: FEELINGS IN THE STORY OF TEN LEPERS



Happy



Sad



Amazed



Angry



Upset



Disappointed



Scared



Thankful



Tired



Lonely



Hopeful



Forgetful

## 1.4 GOSPEL RESOURCE SHEET 5: SOME EXAMPLES OF PRAYERS A CHRISTIAN MIGHT SAY

Dear God, thank you that you made us all to be friends.

Help me to be a good friend to others.

Amen

Dear God, help me to be kind to others and forgive them, even when they hurt me.

Make me into the kind of person who is good at forgiving.

Amen

Thank you God for all the beauty of the Earth, especially when the sun shines as it goes down.

Amen

Dear God, we pray for the people of South Sudan, who don't have enough to eat. Please send rain to make their crops grow, and give us generous hearts to help however we can.

Amen

Dear God, I never mean to tell lies, but sometimes one just slips out. I'm sorry I haven't been honest. Please forgive me, and help me to tell the truth next time.

Amen

Thank you God for such a great day!

Dear God, I pray for nurses and doctors.

I pray for everyone who is poorly today.

Thank you that our bodies are good at getting better.

Please help those who are poorly to be well soon.

Amen

Make me strong when I feel weak. Give me courage when I feel scared.

Keep close when I feel alone.

Amen

## 1.4 GOSPEL RESOURCE SHEET 6: 'LEVELS OF PRAYER' ALL MIXED UP

**I pray at church when I am with other people. I also say prayers for other people if things are not going well for them.**

**Prayer is part of my life. It's almost like breathing. I ask God into every part of my life. It helps me to know God better every day.**

**I don't pray very much at all.**

**I sometimes pray when I am in trouble and want God to help me.**

**I pray a lot, at church and on my own. I praise God, say sorry, ask for help, and say thank you. I try to follow Jesus.**

## 1.4 GOSPEL RESOURCE SHEET 7:

# STILLING SCRIPT AND GUIDED IMAGERY – A PEARL OF GREAT PRICE

**You could show pupils some pearl jewellery first, and talk about how an oyster makes a pearl.**

Use this script to enable pupils to achieve some stillness.

- I want to help you to use your imagination and think for yourself. What you'll have to do is listen carefully to what I say, and let your mind be quite still and quiet. To help you do this, I want you to sit comfortably, put your hands in your lap, and rest both feet on the floor. When you're comfy, you can close your eyes ... (pause) Have a little peep if you want to, but then keep them shut, and listen carefully ... Listen first to any sounds you can hear around the school ... people moving next door, or in the corridor, or traffic on the road outside ... Then forget about those noises: when they come along, they won't disturb you. Notice the noise of your own body, especially your breathing ... don't change your breathing, but just feel the air as it moves slowly into your nose, and then out again, feel the way your chest moves gently up and down, as you breathe ... You can count your breaths in your head if you like – one, two, three ... (long pause) ... and now notice how still and calm the room feels, how still and calm you feel.

### Guided imagery: The Pearl

- Now I want you to imagine you are sitting beside the sea, on a warm summer day, by yourself. There is a nice wind blowing in your hair, and the waves are breaking on the beach. You are sitting on your own, but you feel happy, not lonely at all ... Your family are nearby. You can see a low cliff at the edge of the beach, and rocky pools nearby, with seaweed floating in them. Pebbles and shells are quite common on this beach ... In your imagination, notice what your beach is like ... the grassy cliff tops ... the rock pools ... the sea ... the blue sky ... Enjoy the view for a while.
- Now imagine that you look down. You see a big, dark oyster shell, round and flat and black, by your foot. You reach down, and pick it up. It is hard and rough. It has two halves, and a crack open between them. You open the shell carefully with your fingernails, and see rainbow-coloured mother-of-pearl inside. You look closely at the lines of shiny colour ... It is beautiful.
- Inside the shell, almost hidden by its curving edge, you see a pearl. It's round, pale, a milky colour, as big as a marble, and it shines with light ... The pearl is so clear and shiny that you can see your own reflection in it. You look at the pearl in the shell, and you think, 'This is the most beautiful thing I've ever seen!' ... It's so lovely, you don't want to touch it.
- You wonder about the pearl: How long has it been lying on the beach? How did it grow to be so beautiful? After you've been thinking about this for a while, your thoughts are broken by the sound of seagulls in the sky.
- Now I want you to get ready to leave the beach. You can decide what you will do with the shell and the pearl: will you put it back on the beach, or in a pool, or in the sea, or maybe take it with you?
- Have a last look around at your imaginary beach, and then get ready to return to our lesson. Whilst your eyes are still closed, just try to remember what you could see before we began ... the tables and chairs in the classroom, and all the other pupils. Then when you're ready, open your eyes. Stay still, be calm. Thank you.





**SALVATION  
RESOURCES**

**UNDERSTANDING CHRISTIANITY**

TEXT IMPACT CONNECTIONS

**KS1.5**



# 1.5 SALVATION RESOURCE SHEET 1: THE EASTER STORY



**The triumphal entry  
into Jerusalem**




**The last  
supper**




**The Garden of Gethsemane  
and Peter's denial**



**The trial of  
Jesus**




**Jesus is crucified**




**Jesus' body is  
missing**


# 1.5 SALVATION RESOURCE SHEET 2: THE EASTER STORY MIXED UP



The trial of Jesus



Jesus is crucified



Jesus' body is missing



The triumphal entry into Jerusalem



The last supper



The Garden of Gethsemane and Peter's denial



**RE Today**  
Services

**Published by Christian Education Publications,  
Imperial Court, Sovereign Road, Birmingham B30 3FH**